



NILGIRI COLLEGE OF ARTS & SCIENCE

(Affiliated to Bharathiar University)

An ISO 9001:2015 Certified Institution

Thaloor, The Nilgiris, Tamilnadu, 643 239

Phone: 04262 267 931 / 932,

Mobile: +91 9488 186 999, 9207 769 999

www.nilgiricollege.co.in, E-mail: info@nilgiricollege.co.in

ALUMNI FEEDBACK ON CURRICULUM


ANALYSIS REPORT (2018-2019)

1. Introduction:

The main objective of “Alumni Feed Back” is to obtain an alumni input on the quality of curriculum they received and the level of preparation they had at the college during the studies and to assess the quality of the academic program. This questionnaire is intended to collect information relating to your satisfaction towards the curriculum. The information provided by you will be kept confidential and will be used as important feedback for quality improvement of the program of studies/institution.

The interest and participation of Alumni feed back at all levels in both internal quality assurance and external quality assurance have to play a central role. The Alumni’s of our Nilgiri College of Arts and Science gives a feed back on curriculum on various questions are measured in five-point scale (Excellent, Very good, Good, Average and Poor). A random sample of our old students from all the departments of the college was selected in this survey. The data has been analyzed and the results given in the following table (Table 1) with respective questions.

Higher education institutions commonly solicit Alumni feedback on curriculum as a means of evaluating the effectiveness of teaching and learning in future. This feedback provides data which serve a variety of purposes including a university’s quality assurance and performance management processes, revision of courses and programmes, reflection and improvement of teaching.



2. Summary:

The different frameworks may also explain the different descriptors are used to refer to the evaluation process. These descriptors are course evaluations, alumni's ratings, alumni's feedback, learner-centered evaluation, evaluation of instruction, alumni's evaluation of teachers' performance and curriculum'. The following graphs from Figure-1 to Figure-10 are shows the feedback from students on curriculum in a prescribed question listed in the above table (Table 1 summary table Students feedback on curriculum) along with the responses in percentage from the random sampling group.

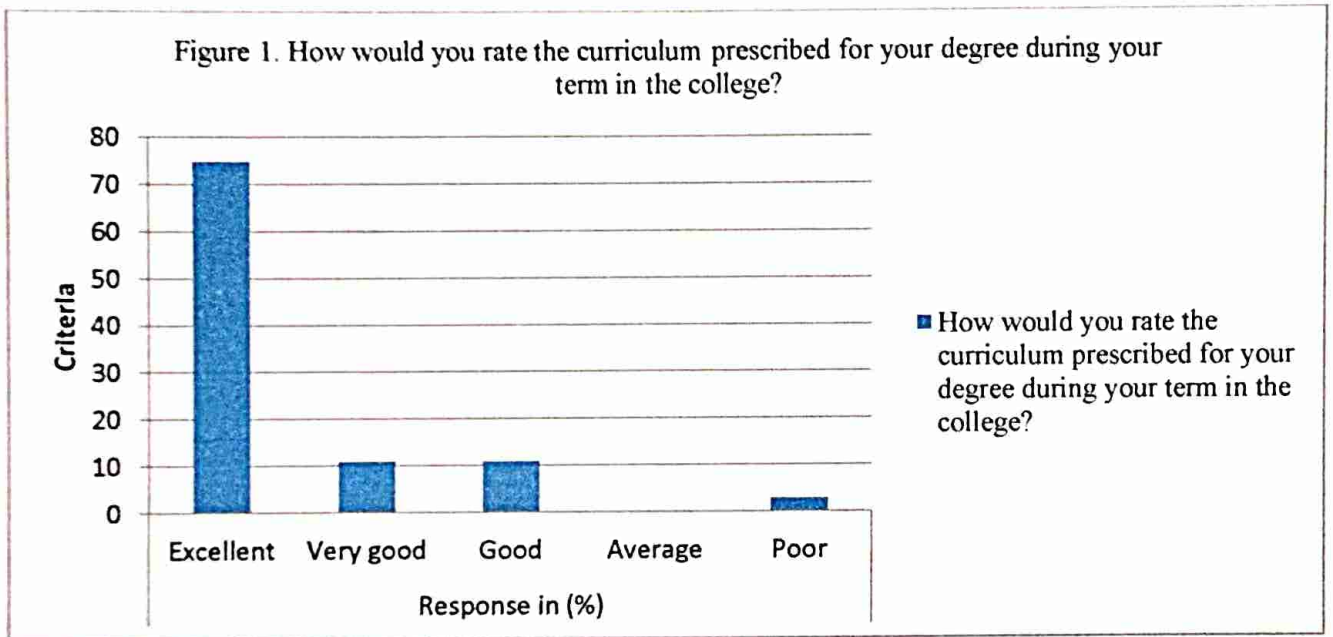
Table 1. Summary table for Alumni feedback on curriculum

S.No	Feed Back questions	Response in (%)				
		Excellent	Very good	Good	Average	Poor
1	How would you rate the curriculum prescribed for your degree during your term in the college?	75	11	11	0	3
2	How would rate the quality of education imparted in the college?	79	17	2	0	2
3	How would you rate the course content delivery?	75	15	9	0	1
4	How would you rate the course curriculum for fulfilling your expectations?	70	18	7	2	3
5	How do you rate the academic initiatives taken by the college to bridge the gap between industry and academia?	80	16	3	0	1
6	How would you rate any new skills learnt in the due course of your study (Other than syllabus)	70	20	7	3	0
7	How do you rate the relevance of your degree to your present job?	74	12	8	4	2
8	How would you rate the following academic initiatives taken by the college to improve your competence as student? Innovative Teaching-Learning methodologies, seminars, Workshops, Projects, Study Tours, etc.	79	10	11	0	0
9	How do you rate development activities organized by the college for your overall development?	70	14	12	3	1
10	How would you rate the motivation created by the syllabus to pursue Post graduation / research in the particular topic?	72	12	10	3	3

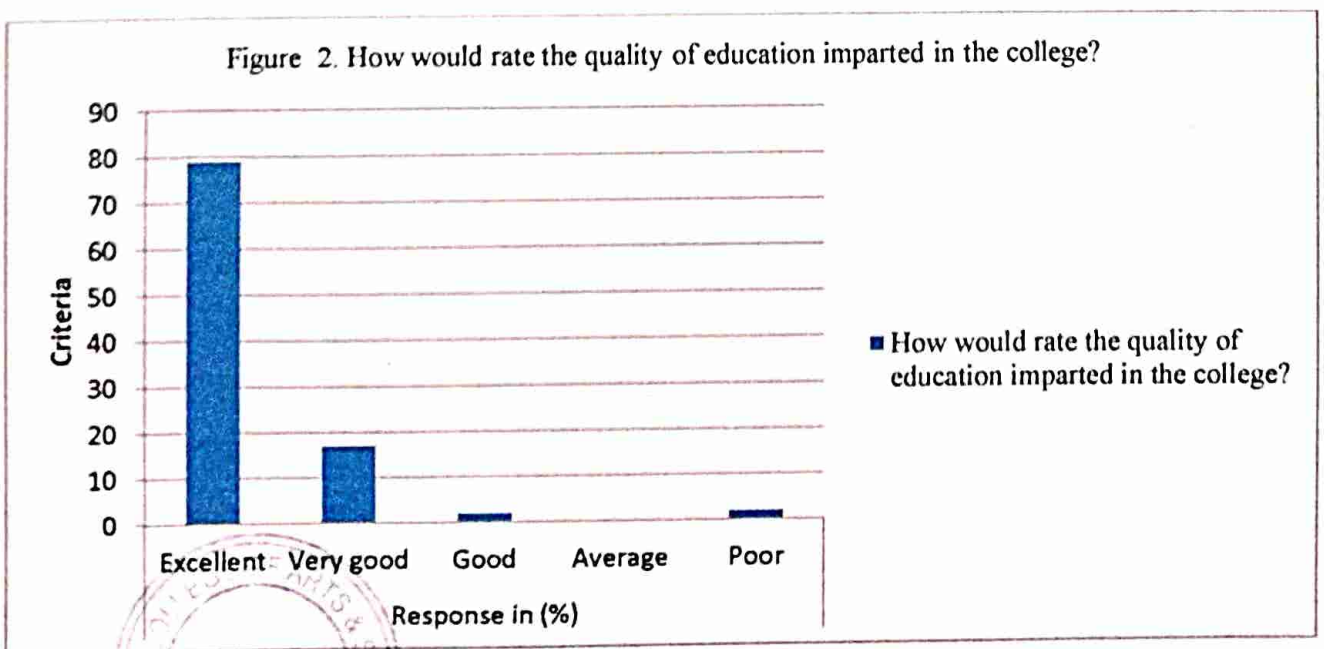


The feedback taken from Alumni (using the above questions) about the present curriculum is reveals the following facts that should be in a pictorial representations.

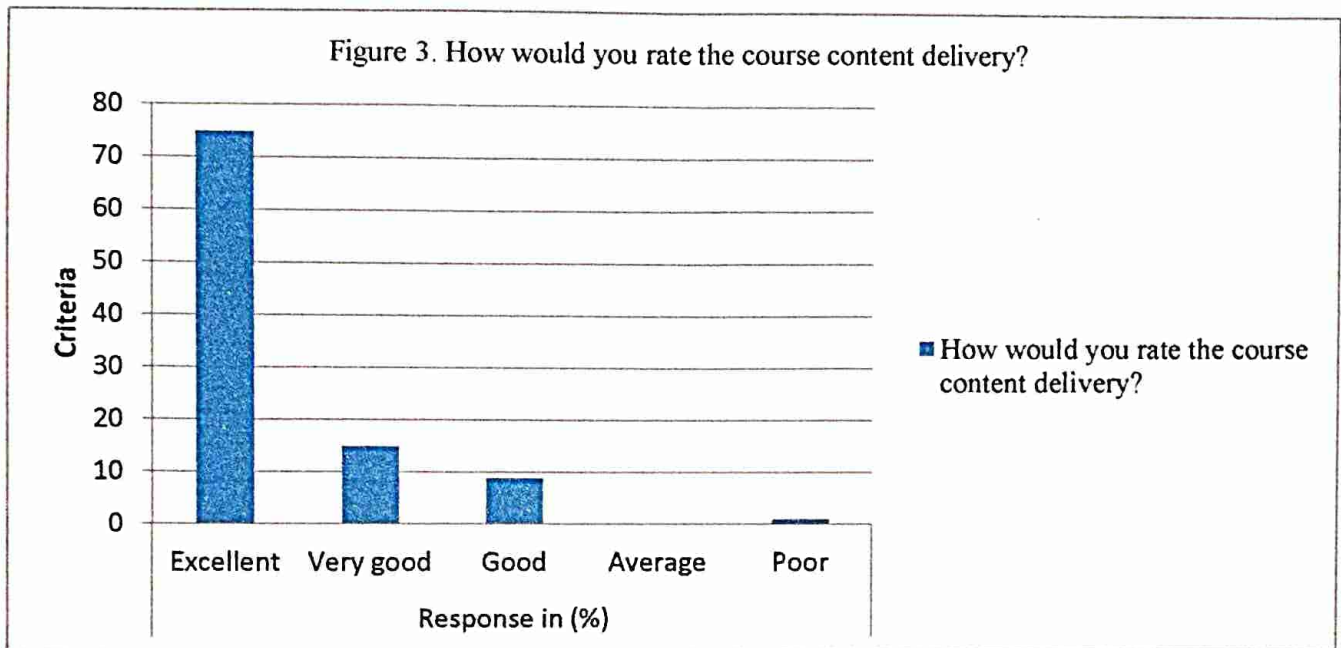
The Figure 1 depicts the response for the question “How would you rate the curriculum prescribed for your degree during your term in the college?” Among the alumni from different streams are giving an response for 75% is excellent and very low level of the alumni group is responding the criteria poor , that is 3%.



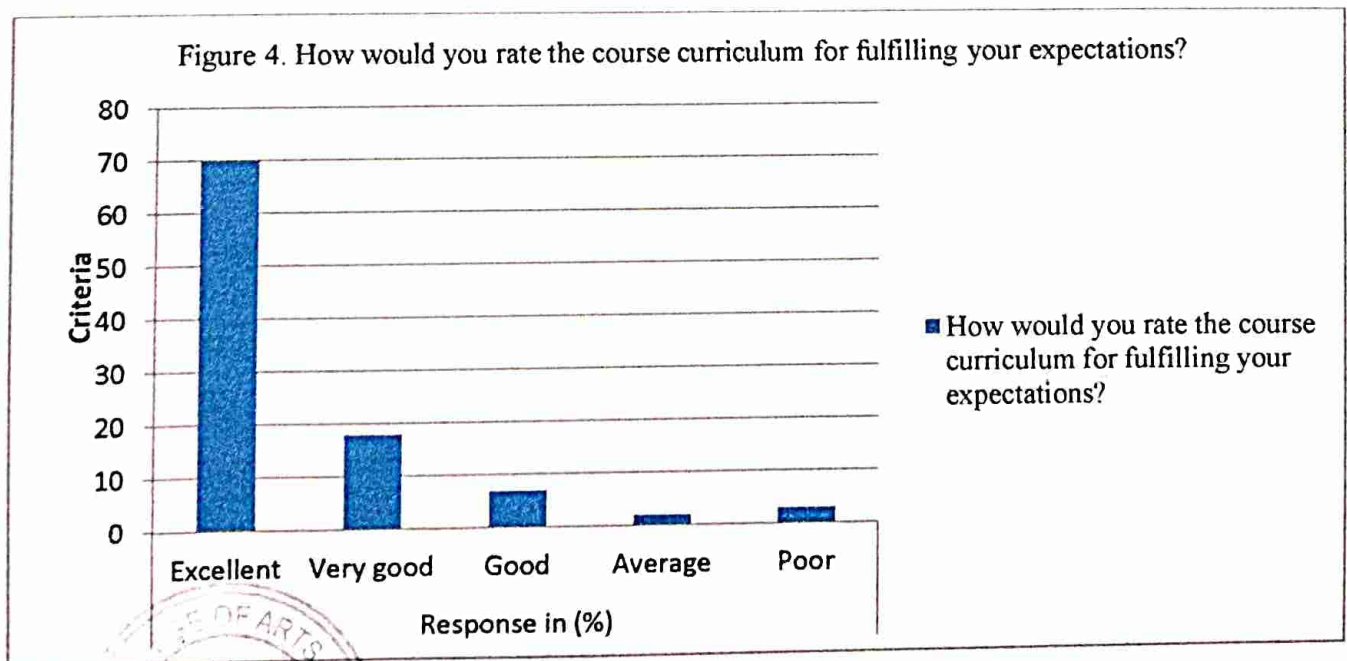
The Figure 2 depicts the response for the question “How would rate the quality of education imparted in the college?” Among the alumni from different streams are giving an response for 79% is excellent and very low level of the alumni group responds for poor is 2%.



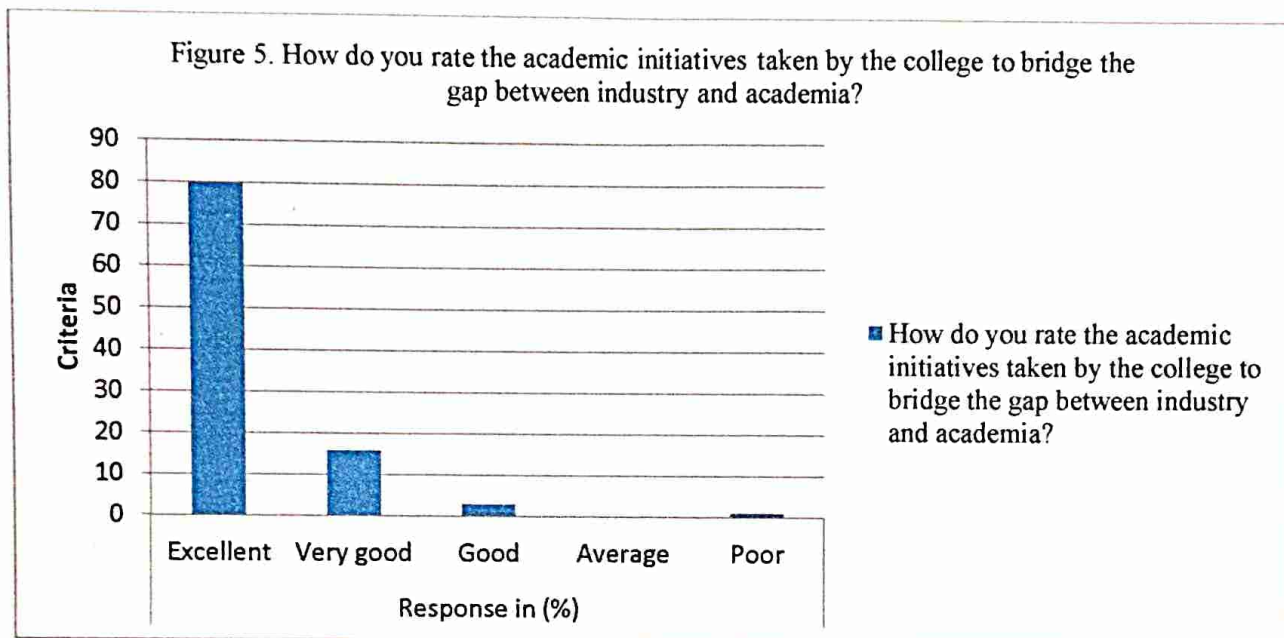
The Figure 3 depicts the response for the question “How would you rate the course content delivery?” Among the alumni from different streams are giving a response for 75% is excellent and very low level of the alumni group responding for poor is 1%.



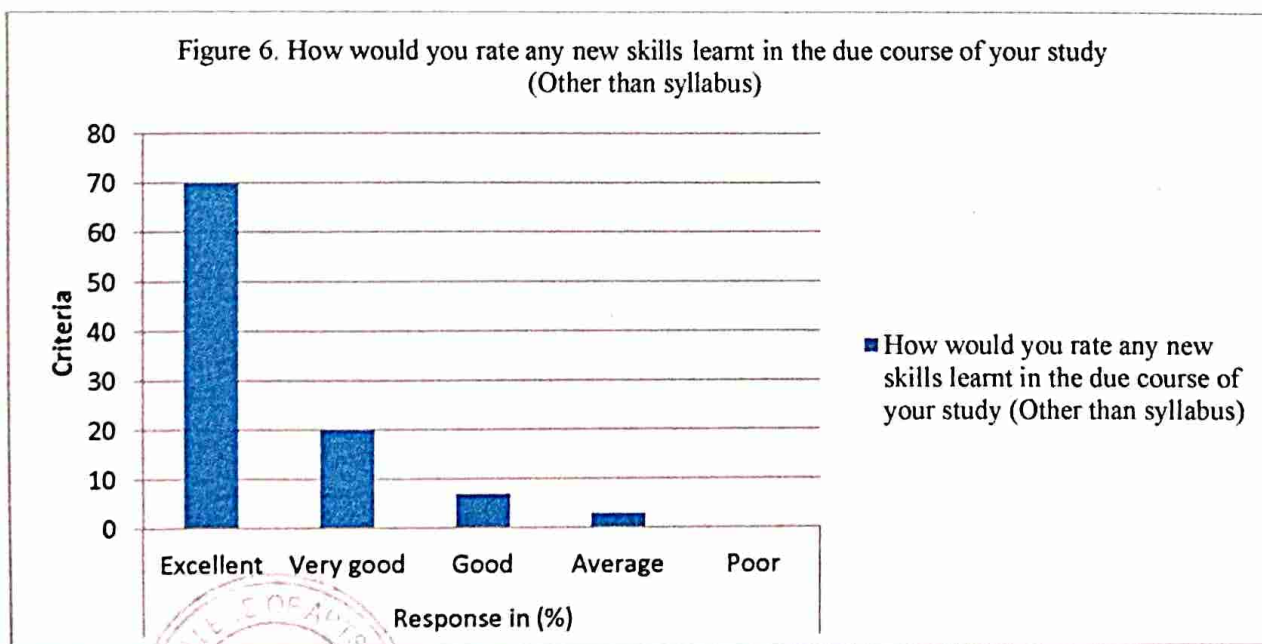
The Figure 4 depicts the response for the question “How would you rate the course curriculum for fulfilling your expectations?” Among the alumni from different streams are giving a response for 70% is excellent and very low level of the alumni group responding for poor is 3%.



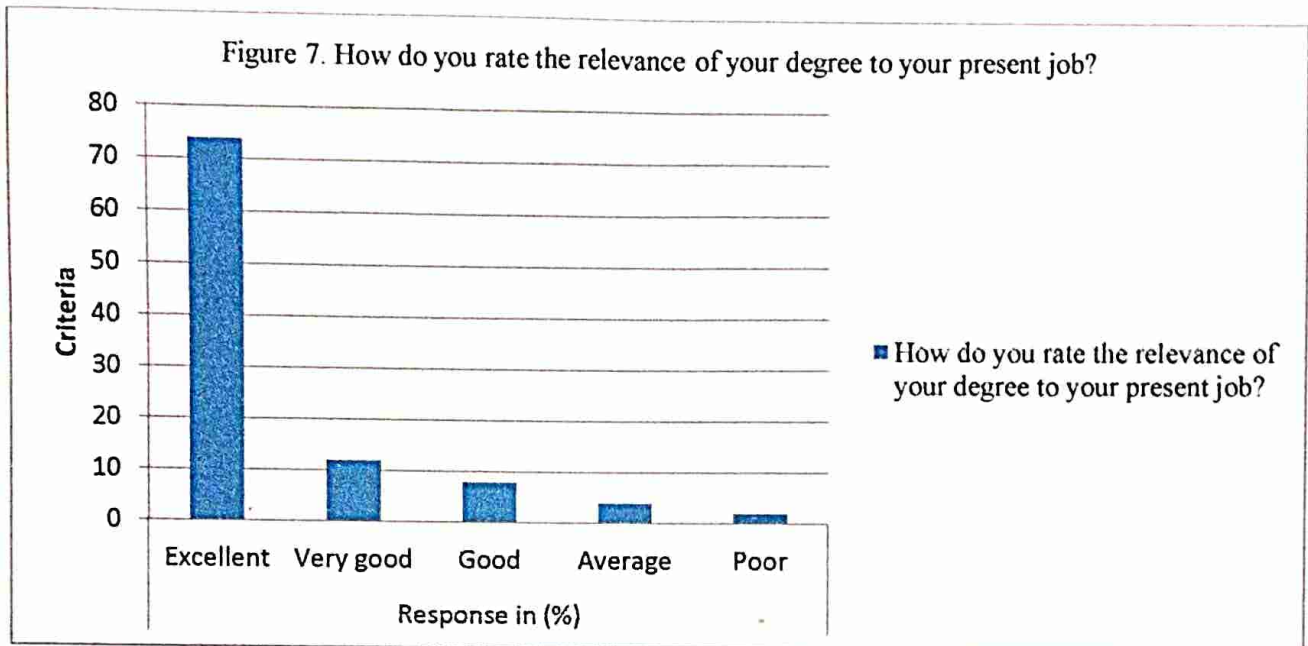
The Figure 5 depicts the response for the question “How do you rate the academic initiatives taken by the college to bridge the gap between industry and academia?” Among the alumni from different streams are giving a response for 80% is excellent and very low level of the alumni group responding for poor is 1%.




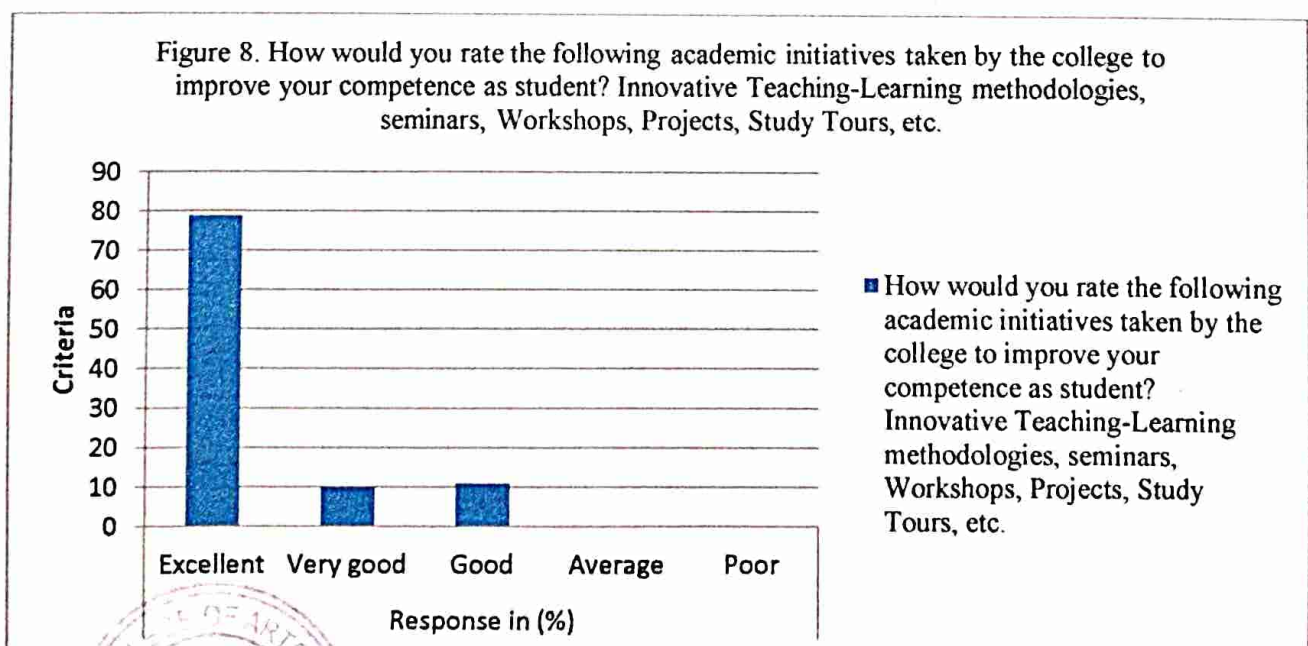
The Figure 6 depicts the response for the question “How would you rate any new skills learnt in the due course of your study (Other than syllabus)”. Among the alumni from different streams are giving a response for 70% is excellent and very low level of the alumni group responding for poor is 0%.



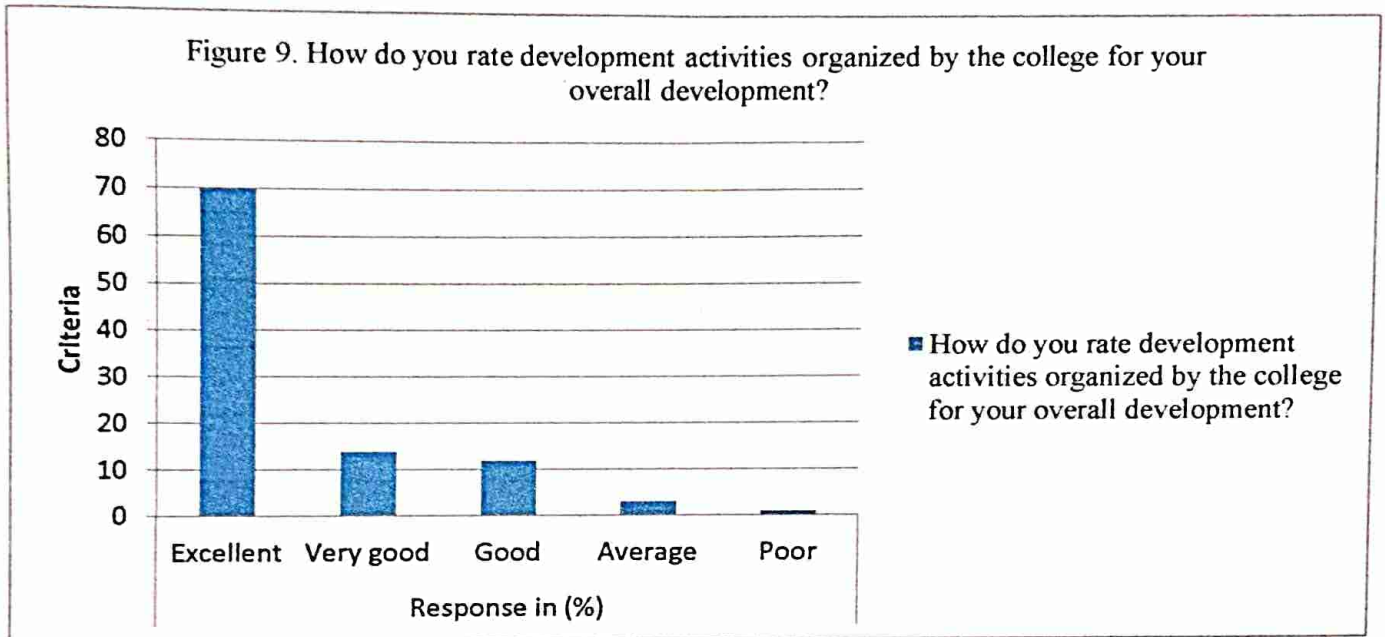
The Figure 7 depicts the response for the question “How do you rate the relevance of your degree to your present job?” Among the alumni from different streams are giving a response for 74% is excellent and very low level of the alumni group responding for poor is 2%.




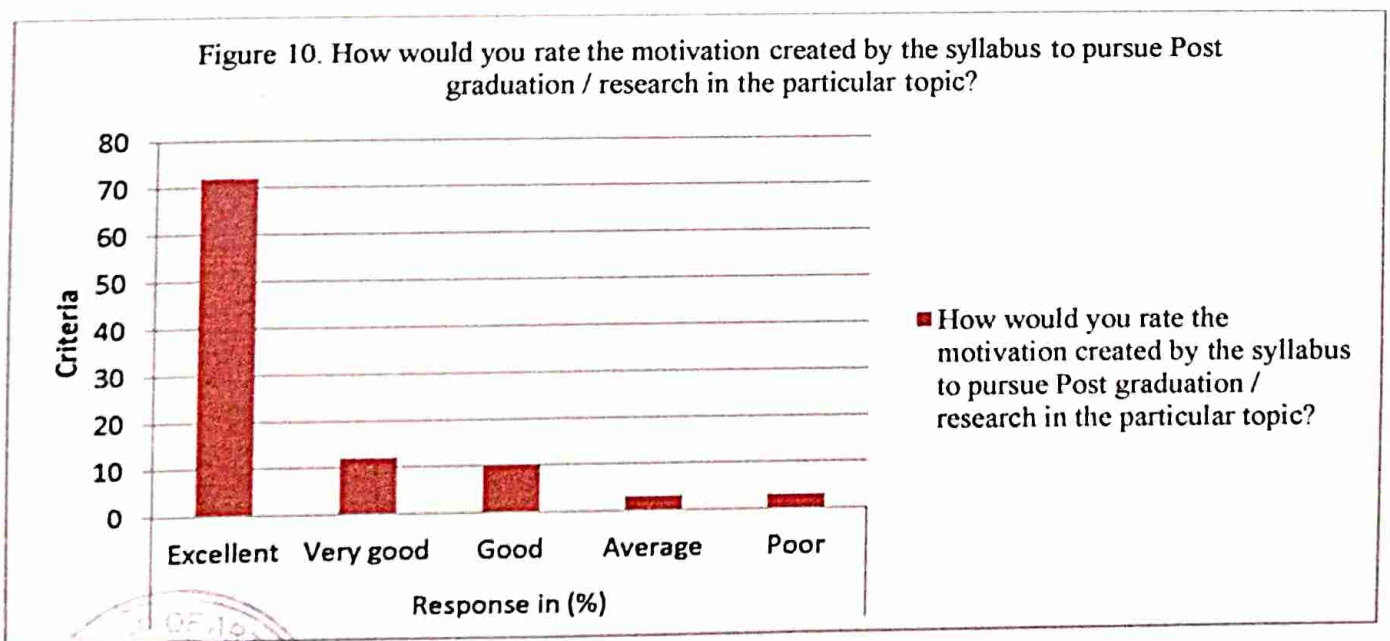
The Figure 8 depicts the response for the question “How would you rate the following academic initiatives taken by the college to improve your competence as student?”, Innovative Teaching-Learning methodologies, seminars, Workshops, Projects, Study Tours, etc.” Among the alumni from different streams are giving a response for 79% is excellent and very low level of the alumni group responding for poor is 0%.



The Figure 9 depicts the response for the question “How do you rate development activities organized by the college for your overall development?” Among the alumni from different streams are giving a response for 70% is excellent and very low level of the alumni group responding for poor is 1%.




The Figure 10 depicts the response for the question “How would you rate the motivation created by the syllabus to pursue Post graduation / research in the particular topic?” Among the alumni from different streams are giving a response for 72% is excellent and very low level of the alumni group responding for poor is 3%.



3. Conclusion and Recommendations:

In many ways this Alumni feedback analysis report on the curriculum serves to understand and enrich the weaker section of curriculum designed by affiliated universities in order to meet the future requirement for forthcoming students in various stream. In general, based on the suggestions and recommendations from the board of studies member, the universities are changing curriculum for respective streams. But actually the inputs for board of Studies are getting it from the feedback analysis report also from the Alumni. In this feedback analysis report to recommend for strengthening the following aspects;

- How would you rate the course curriculum for fulfilling your expectations?
- How do you rate development activities organized by the college for your overall development?



Principal
Nilgiri College of Arts & Science
Konnachal, Konnachal Post - 643 239
The Nilgiris - Tamilnadu



NILGIRI COLLEGE OF ARTS & SCIENCE

(Affiliated to Bharathiar University)


Internal Quality Assurance Cell (IQAC)

ALUMNI FEEDBACK ON SYLLABUS 2018-19

Name..... Year of pass out... 2017-18
 Department Commerce & Management
 Current Position..... Accountant... Contact Number 9207097256

Sl. No	Question	Excellent	Very Good	Good	Average	Poor
1	How would you rate the curriculum prescribed for your degree during your term in the college?		✓			
2	How would rate the quality of education imparted in the college?	✓				
3	How would you rate the course content delivery?					
4	How would you rate the course curriculum for fulfilling your expectations?		✓	✓		
5	How do you rate the academic initiatives taken by the college to bridge the gap between industry and academia?			✓		
6	How would you rate any new skills learnt in the due course of your study (Other than syllabus)	✓				
7	How doo you rate the relevance of your degree to your present job?		✓			
8	How would you rate the following academic initiatives taken by the college to improve your competence as student? Innovative Teaching-Learning methodologies, seminars, Workshops, Projects, Study Tours, etc.			✓		
9	How do you rate development activities organized by the college for your overall development?	✓				
10	How would you rate the motivation created by the syllabus to pursue Post graduation / research in the particular topic?			✓		

Date: 19/03/2018



[Signature]
 Principal
 Nilgiri College of Arts & Science
 Thaloor, Kottachal Post, 643 239
 The Nilgiris - Tamil Nadu
[Signature]