



NILGIRI COLLEGE OF ARTS & SCIENCE

(Affiliated to Bharathiar University)

An ISO 9001:2015 Certified Institution

Thaloor, The Nilgiris, Tamilnadu, 643 239

Phone: 04262 267 931 / 932,

Mobile: +91 9488 186 999, 9207 769 999

www.nilgiricollege.co.in, E-mail: info@nilgiricollege.co.in

EMPLOYER FEEDBACK ON CURRICULUM


ANALYSIS REPORT (2019-2020)

1. Introduction:

The main objective of “Employer Feed Back” is to obtain an input about their employee on the quality of curriculum they received and the level of preparation they had at the college during the studies and to assess the quality of the academic program based on their outcome as well as the performance. This questionnaire is intended to collect information relating to the employer’s satisfaction towards the curriculum in order to meet the industrial needs. The information provided by you will be kept confidential and will be used as important feedback for quality improvement of the program of studies/institution.

Employer feedback is the most important determinant of the success of any educational institution. The interest and participation of Employer feed back at all levels in both internal quality assurance and external quality assurance have to play a central role. The Employer from different sectors gives a feed back on curriculum on various questions is measured in five-point scale (Excellent, Very good, Good, Average and Poor). A random sample of data has been analyzed and the results given in the following table (Table 1) with respective questions.

The career and placement cell for an educational institution commonly solicit employer feedback on curriculum as a means of evaluating the effectiveness of teaching and learning in future in order to meet the institutional and industrial requirements. This feedback provides data which serve a variety of purposes including a university’s quality assurance and performance management processes, revision of courses and programmes, reflection and improvement of teaching.

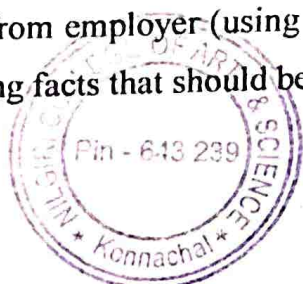


2. Summary:

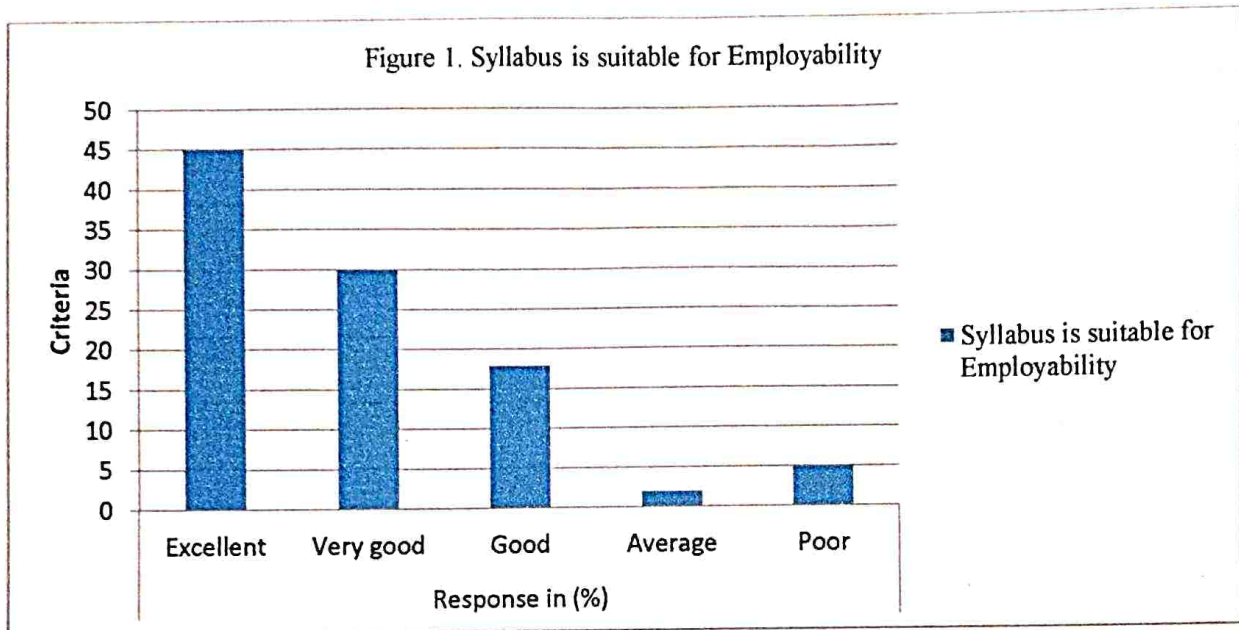
The different frameworks may also explain the different descriptors are used to refer to the evaluation process. These descriptors are course evaluations, Employer's ratings, Employer's feedback, learner-centered evaluation, evaluation of instruction, Employer's evaluation of performance and curriculum. The following graphs from Figure-1 to Figure-9 are shows the feedback from students on curriculum in a prescribed question listed in the above table (Table- 1. Summary table for employer feedback on curriculum) along with the responses are in percentage from the random sampling group.

S.No	Feed Back questions	Response in (%)				
		Excellent	Very good	Good	Average	Poor
1	Syllabus is suitable for Employability	45	30	18	2	5
2	Syllabus is need based and as per current trends in market	57	18	12	5	8
3	Syllabus matches with the demands of the job market	61	14	12	3	10
4	Syllabus takes care of knowledge and skills of the students	58	34	8	0	0
5	The syllabus has good balance between theory and application	62	20	7	9	2
6	Ethical Professional Skills Development through Curricular	61	20	17	1	1
7	Syllabus bridges the gap between Industry and Academics	48	34	12	4	2
8	Fulfillment of Communication Skills required by industry	35	28	19	12	6
9	Aptitude and Problem Analysis Skills	50	22	16	8	4
10	Any other Suggestions	NIL				

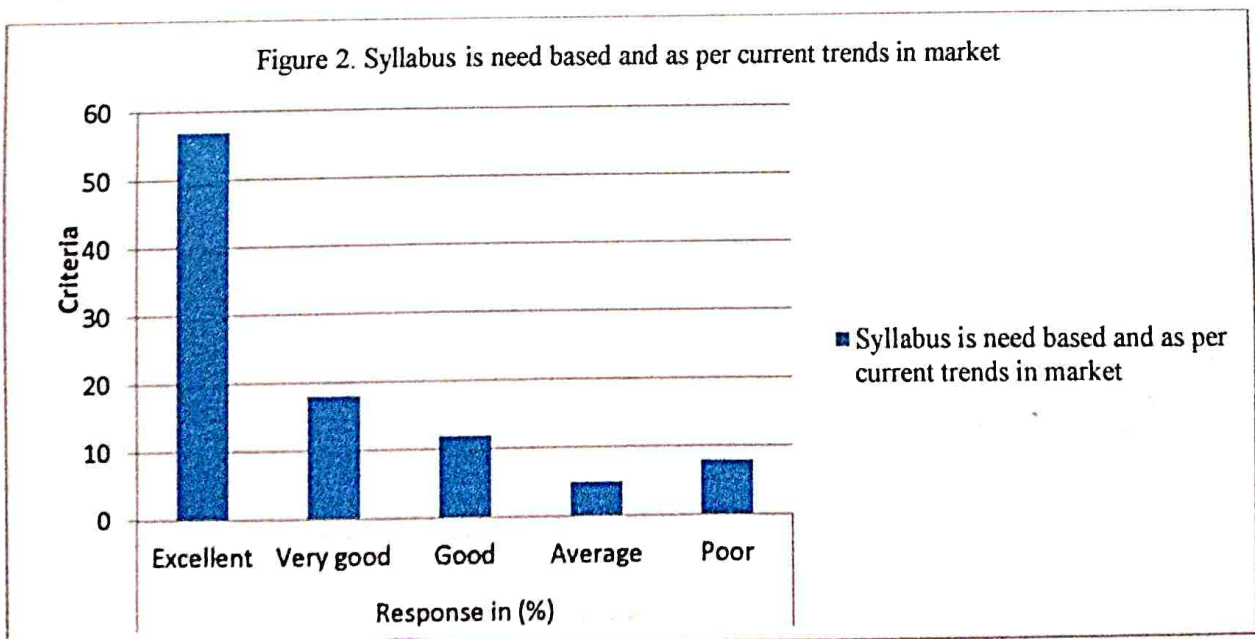
The feedback taken from employer (using the above questions) about the present curriculum is reveals the following facts that should be in a pictorial representations.



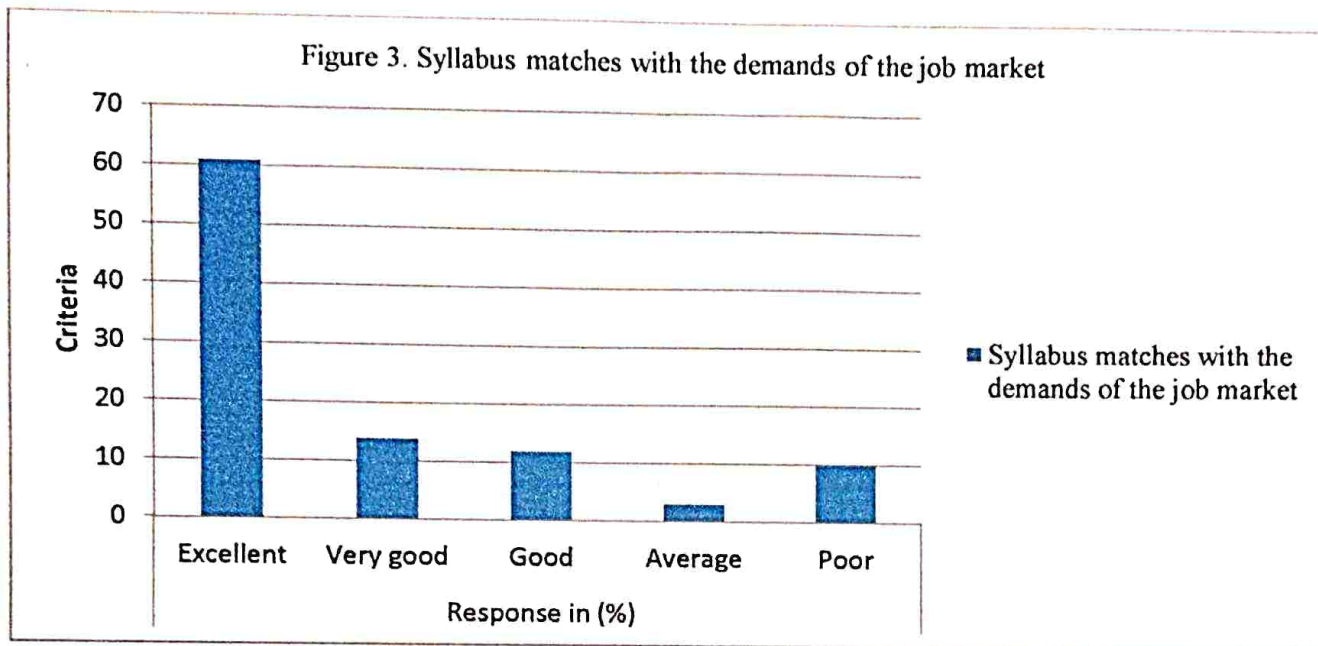
The Figure 1 depicts the response for the question “Syllabus is suitable for Employability?” Among the employer from different sectors are giving an response for 45% is excellent and very low level of the employer group is responding the criteria poor , that is 5%.



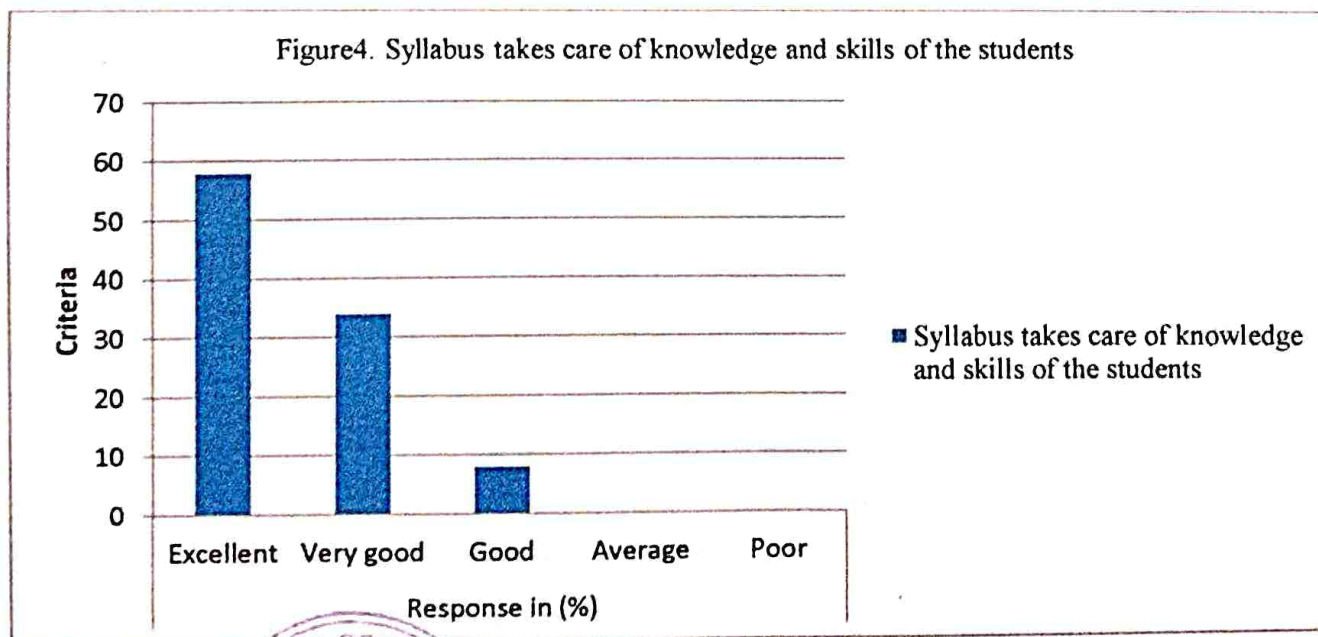
The Figure 2 depicts the response for the question “Syllabus is need based and as per current trends in market?” Among the employer from different sectors are giving an response for 57% is excellent and very low level of the employer group is responding the criteria poor , that is 8%.



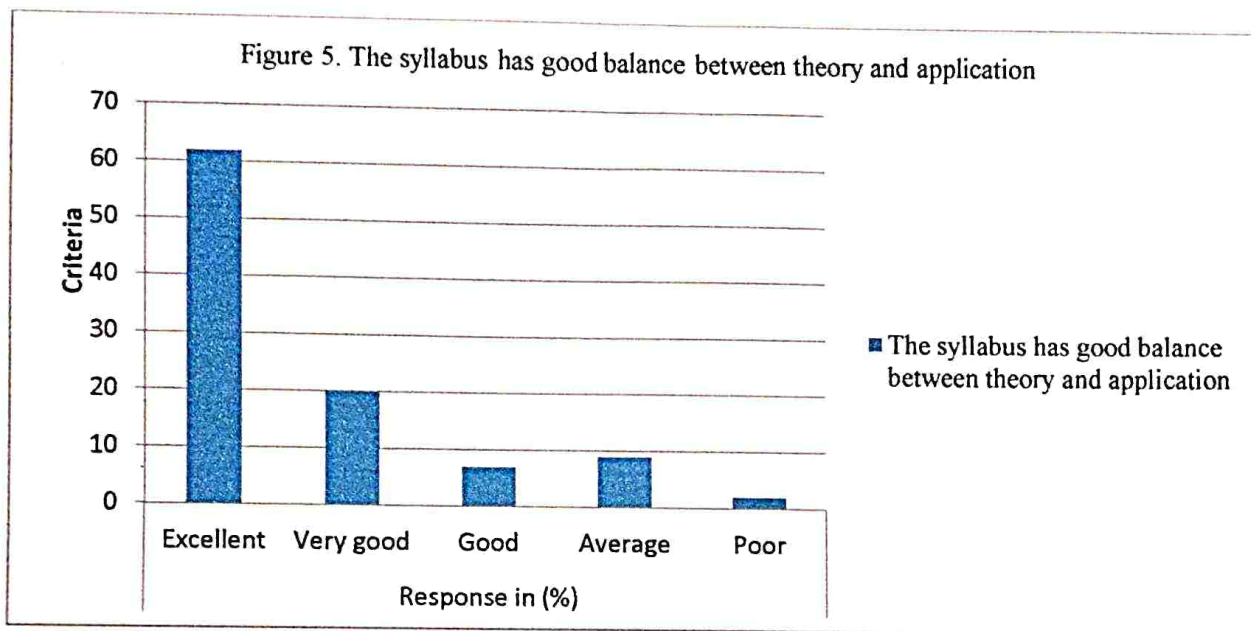
The Figure 3 depicts the response for the question “Syllabus matches with the demands of the job market?” Among the employer from different sectors are giving an response for 61% is excellent and very low level of the employer group is responding the criteria poor , that is 10%.




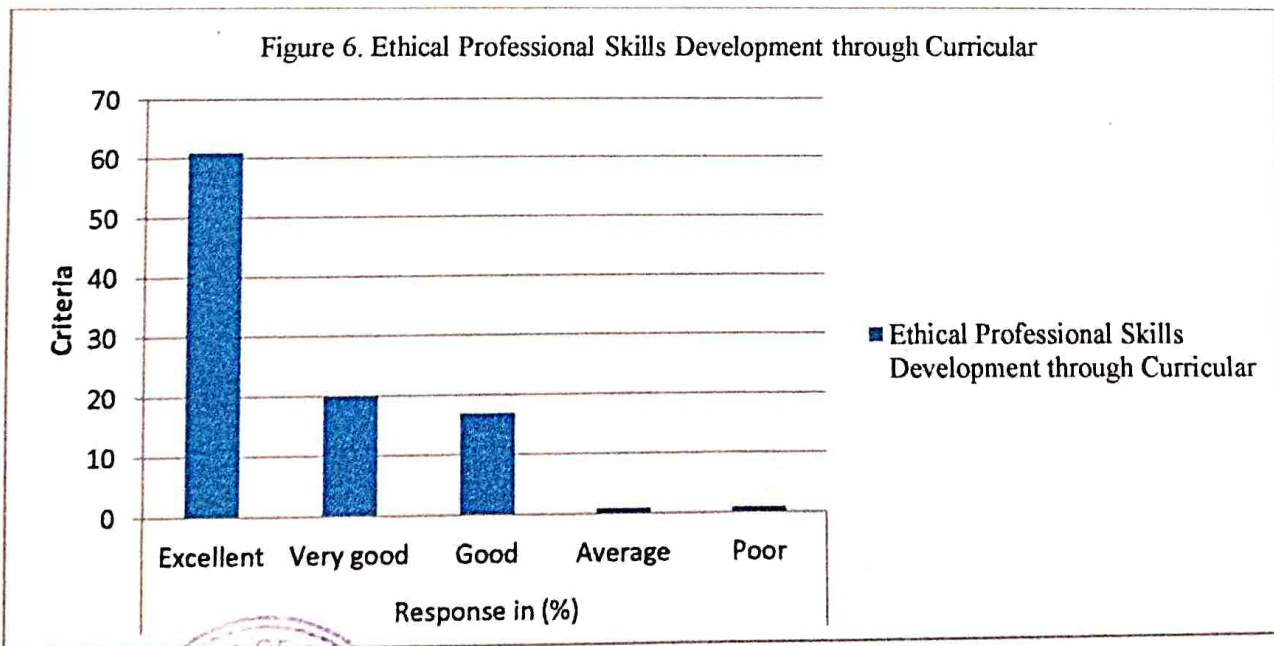
The Figure 4 depicts the response for the question “Syllabus takes care of knowledge and skills of the students?” Among the employer from different sectors are giving an response for 58% is excellent and very low level of the employer group is responding the criteria poor , that is 0%.



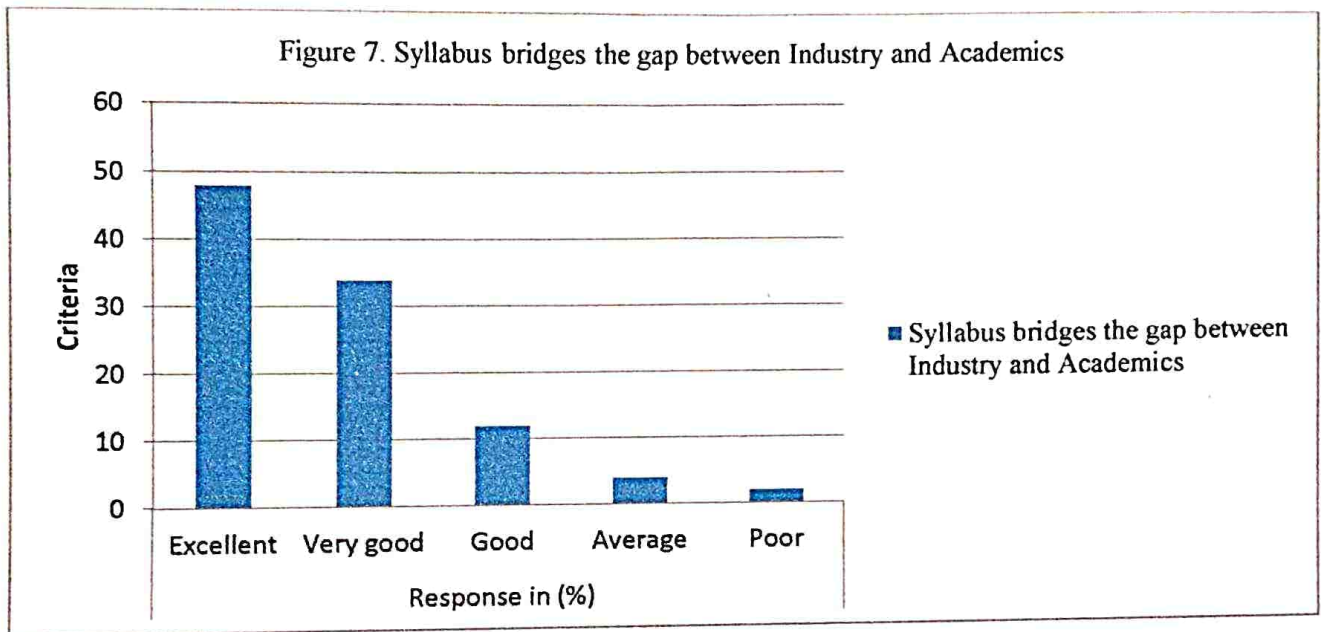
The Figure 5 depicts the response for the question “The syllabus has good balance between theory and application?” Among the employer from different sectors are giving an response for 62% is excellent and very low level of the employer group is responding the criteria poor , that is 2%.



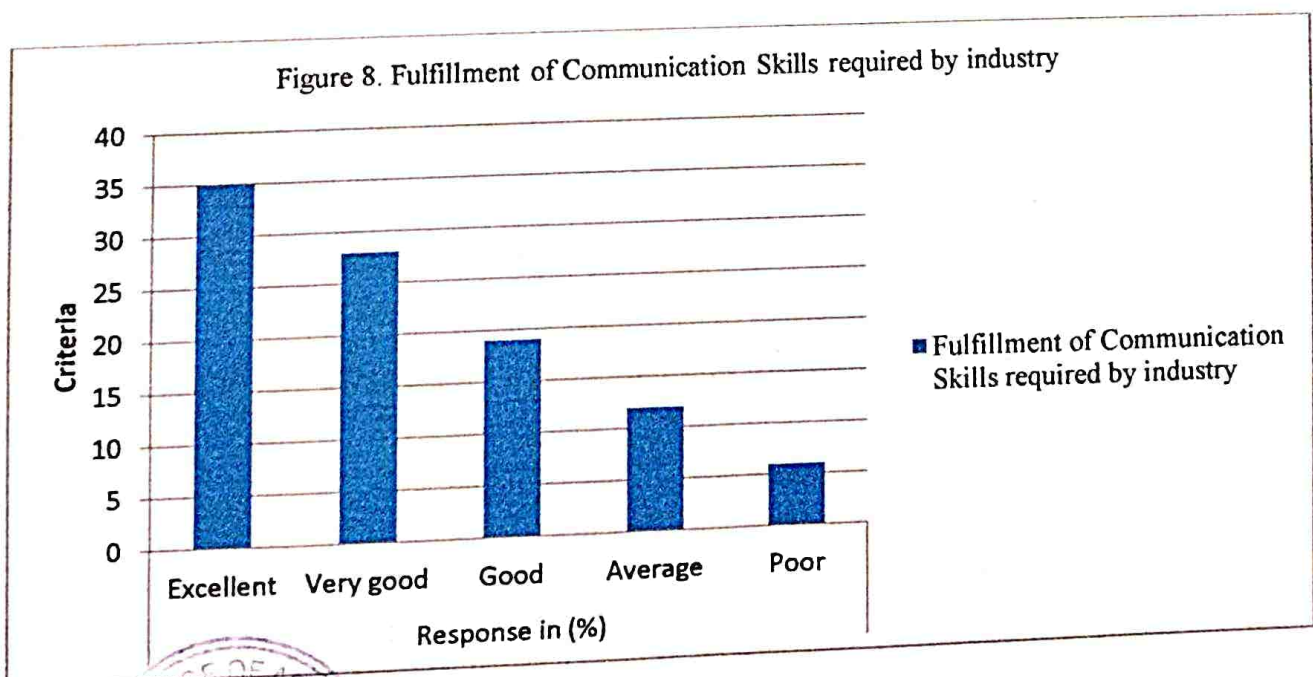
The Figure 6 depicts the response for the question “Ethical Professional Skills Development through Curricular”. Among the employer from different sectors are giving an response for 61% is excellent and very low level of the employer group is responding the criteria poor , that is 1%.



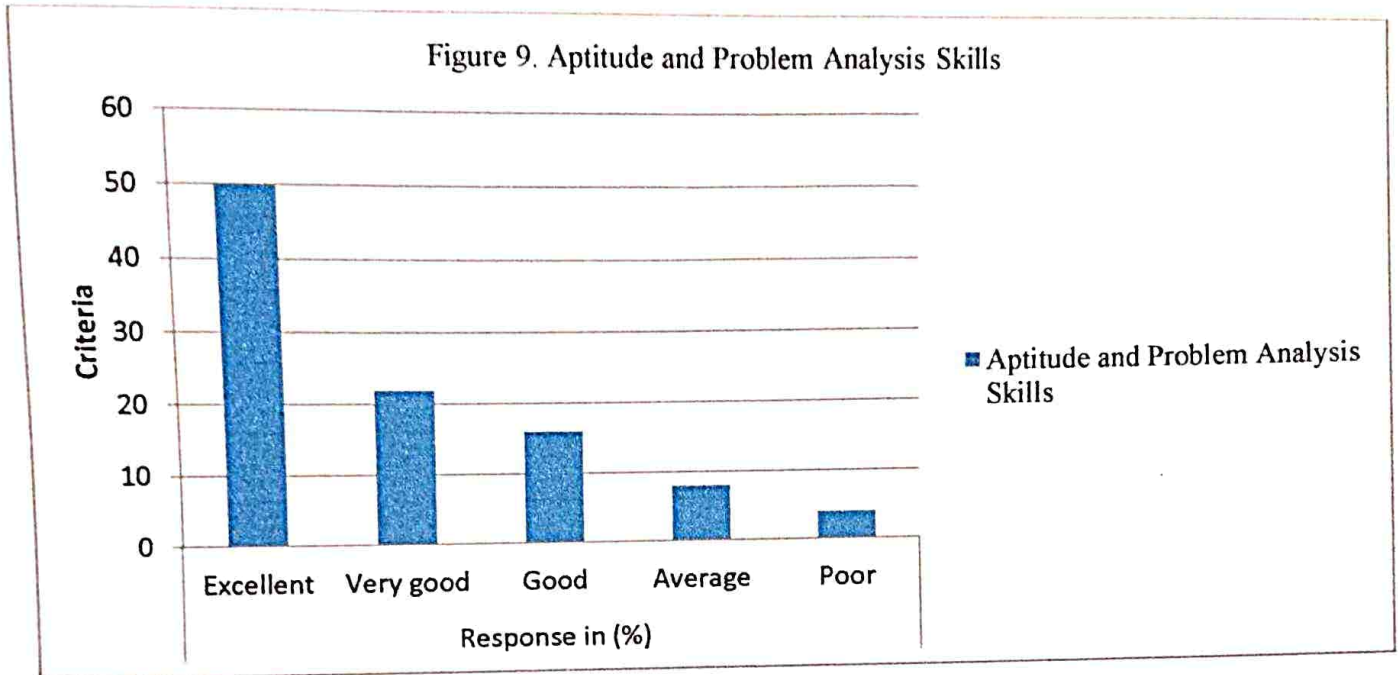
The Figure 7 depicts the response for the question “Syllabus bridges the gap between Industry and Academics?” Among the employer from different sectors are giving an response for 48% is excellent and very low level of the employer group is responding the criteria poor , that is 2%.



The Figure 8 depicts the response for the question “Fulfillment of Communication Skills required by industry?” Among the employer from different sectors are giving an response for 35% is excellent and very low level of the employer group is responding the criteria poor , that is 6%.




The Figure 9 depicts the response for the question “Aptitude and Problem Analysis Skills?” Among the employer from different sectors are giving an response for 50% is excellent and very low level of the employer group is responding the criteria poor , that is 4%.




3. Conclusion and Recommendations:

In many ways this Employer’s feedback analysis report on the curriculum serves to understand and enrich the weaker section of curriculum designed by affiliated universities in order to meet the future requirement for forthcoming students in various stream. In general, based on the suggestions and recommendations from the board of studies member, the universities are changing curriculum for respective streams. But actually the inputs for board of Studies are getting it from the feedback analysis report also from the Employer. In this feedback analysis report to recommend for strengthening the following aspects;

- Fulfillment of Communication Skills required by industry
- Syllabus is suitable for Employability
- Syllabus bridges the gap between Industry and Academics




 Principal
 Nilgiri College of Arts & Science
 Maloor, Konnachat Post - 643 239
 The Nilgiris - Tamilnadu