



NILGIRI COLLEGE OF ARTS & SCIENCE

(Affiliated to Bharathiar University)

An ISO 9001:2015 Certified Institution

Thaloor, The Nilgiris, Tamilnadu, 643 239
Phone: 04262 267 931 / 932,
Mobile: +91 9488 186 999, 9207 769 999
www.nilgiricollege.co.in, E-mail: info@nilgiricollege.co.in

TEACHERS FEEDBACK ON CURRICULUM

ANALYSIS REPORT (2020-2021)

1. Introduction:

In general, the “Feedback” is one of the process in which part of the resultant value of a system is returned to its input in order to regulate its further out come. This kind of an evaluation play an important role and also keen part of education on order to analyses the strength as well as weaker section of existing mechanism.

The term 'feedback' is used to describe the helpful information or criticism about prior action or behavior from an individual, communicated to another individual (or a group) who can use that information to adjust and improve current and future actions and behaviors.

Giving feedback is an opportunity to get things out in the open so that issues can be resolved and they can find ways to work together better. Moreover, regular feedback can prevent conflict from happening in the first place. Small issues can be resolved before they have a chance to escalate into something bigger.

2. Summary:

The “Nilgiri College of Arts and Science (NCAS)” follow this systematic procedure in order to build an excellent atmosphere in the teaching learning effective system. In this aspect usually we are collecting the data from Teachers, Students and Alumni, afterwards analyzing the feedback in order to enrich the Teaching- Learning process and other facilities in the college.

The general objective is taking the feedback regularly with the view of improving the



academic standard of students. In the College website itself, make it an option for students in order to send back the feedback regarding different option with contact mail communication.

From the above table, Teachers Feedback framework the given questions are evaluated by using the 4-points scale are Excellent -1, Good-2, Average-3 and Below Average-4. In this feedback survey is taken among our instructors in all discipline.

Sl.No	Parameters	Response in %			
		Excellent	Good	Average	Below Average
1	Applicability/relevance to real life situations & local developmental need	80	15	5	0
2	Weightage given to Employability	71	20	9	0
3	Weightage given to practical and field work component	60	20	20	0
4	Depth of the course content	75	15	10	0
5	Inclusion/incorporation of latest advancements in the subject	80	18	2	0
6	Difficulty level of course content	70	22	8	0
7	Optimization of course content	81	17	2	0
8	Mechanism used for development /revision of curriculum by BoS (e.g. feedback from educationalist, industry expert)	60	20	20	0
9	Relevance of learning objectives of the syllabus	80	18	2	0
10	Relevance of Course outcomes	75	15	7	0
11	Quality, Clarity and relevance of textual reading / Reference material / Study material	67	13	20	0
12	Overall rating	78	20	2	0
13	Any other suggestions-NIL				

The following graphical representations are shows about a pictorial representation for “Teachers feedback analysis on curriculum”. The X-axis represents response (in %) and the Y-axis specifies types of feedback criteria scale.

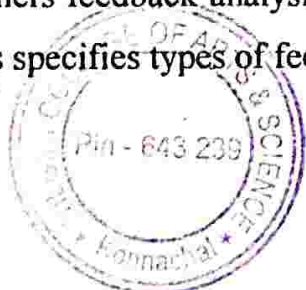


Figure 1 shows the response from the teacher's feedback analysis about the question of Applicability/relevance to real life situations & local developmental need. 80 % of teachers agreed "Excellent" that Applicability/relevance to real life situations & local developmental need and 5% is agreed with average.

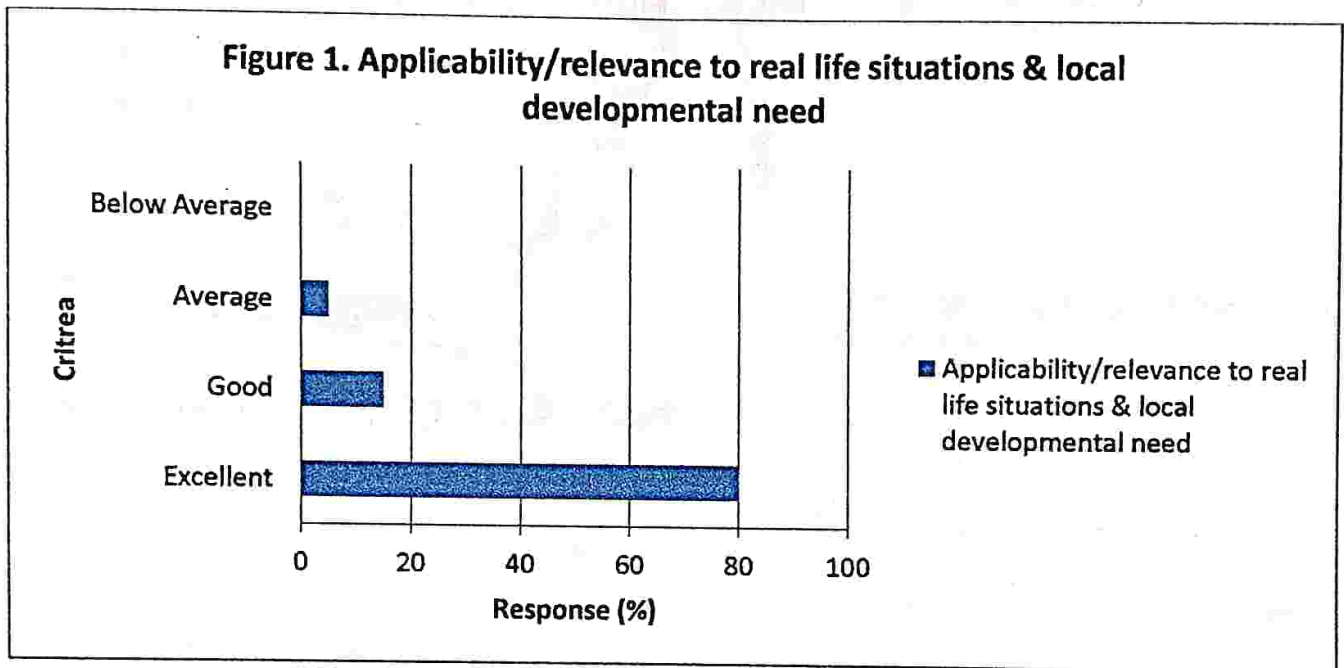


Figure 2 shows the response from the teacher's feedback analysis about the question of Weightage given to Employability. 71 % of teachers agreed "Excellent" that Weightage given to Employability and 9% is agreed with below average.

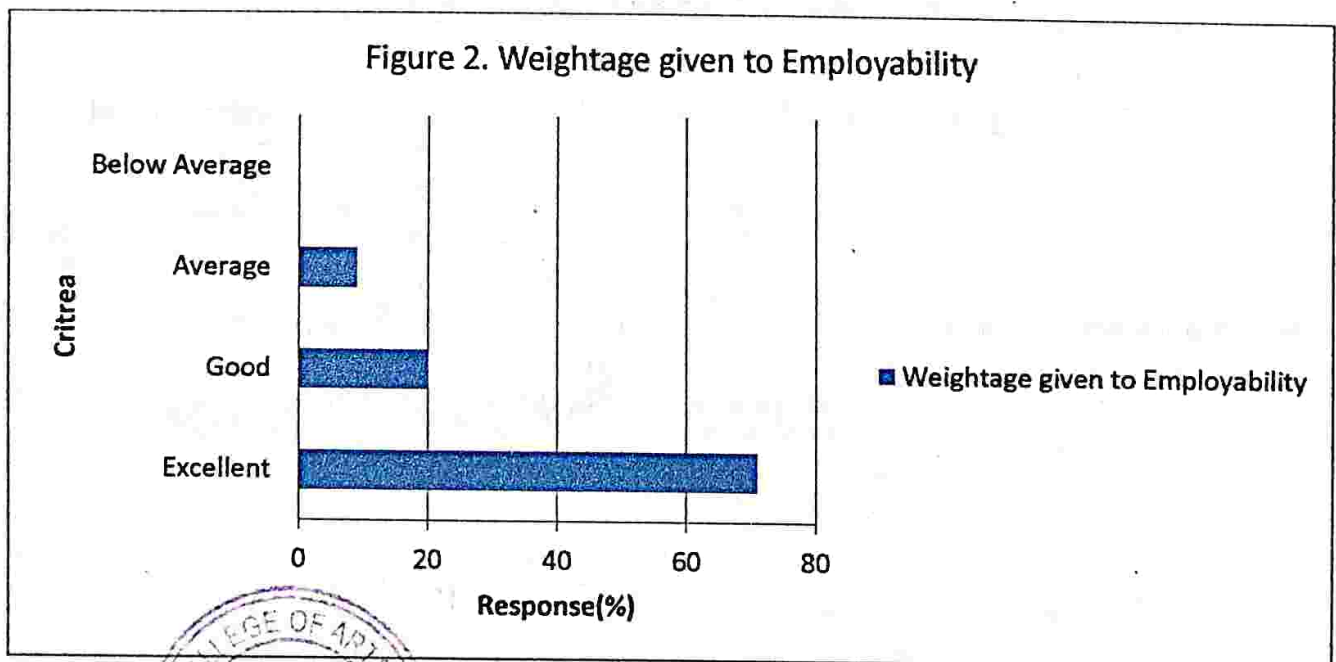


Figure 3 shows the response from the teacher's feedback analysis about the question of Weightage given to practical and field work component. 60 % of teachers agreed "Excellent" that Weightage given to practical and field work component and 20% is agreed with average.

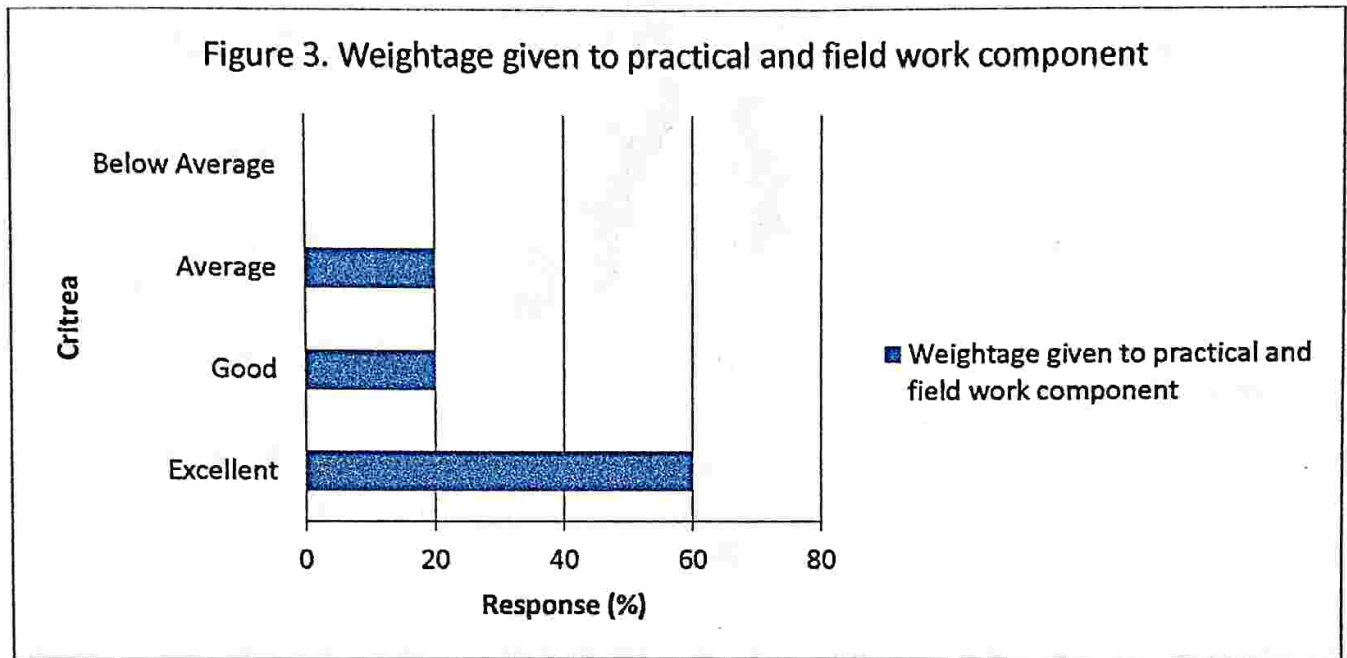


Figure 4 shows the response from the teacher's feedback analysis about the question of Depth of the course content. 75 % of teachers agreed "Excellent" that Depth of the course content and 10% is agreed with average.

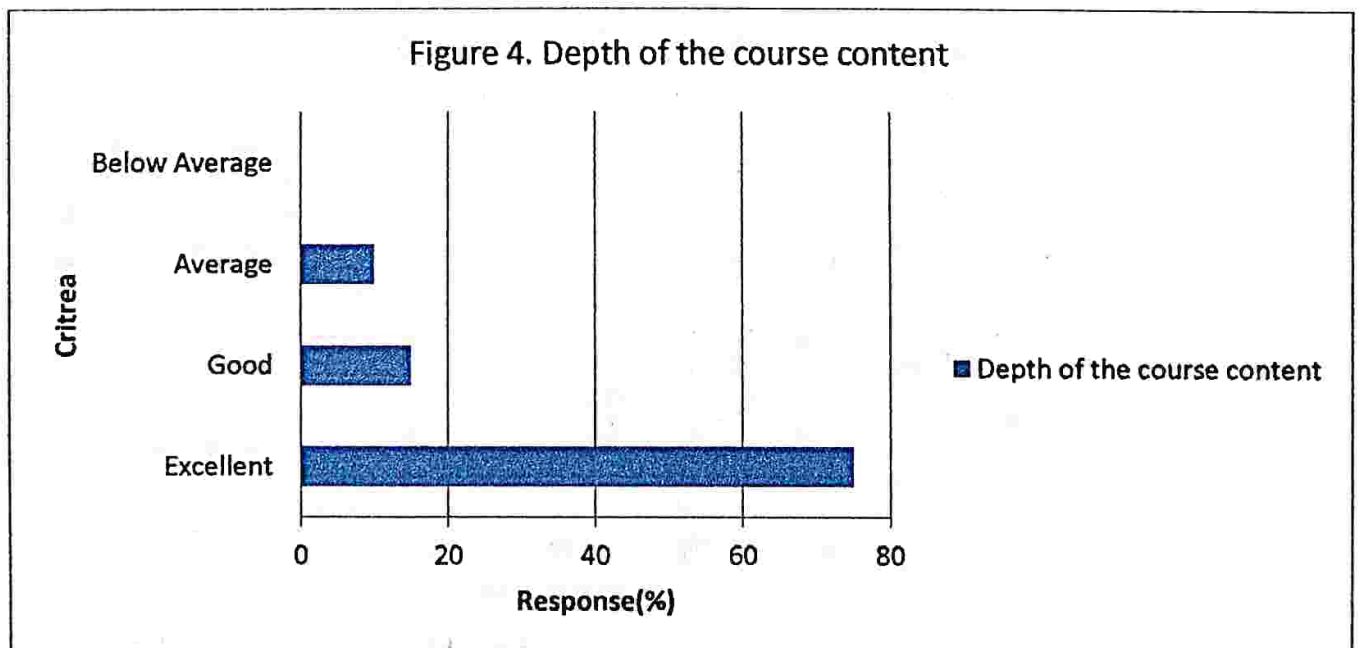


Figure 5 shows the response from the teacher's feedback analysis about the question of Inclusion/incorporation of latest advancements in the subject. 80 % of teachers agreed "Excellent" that Inclusion/incorporation of latest advancements in the subject and 2% is agreed with average.

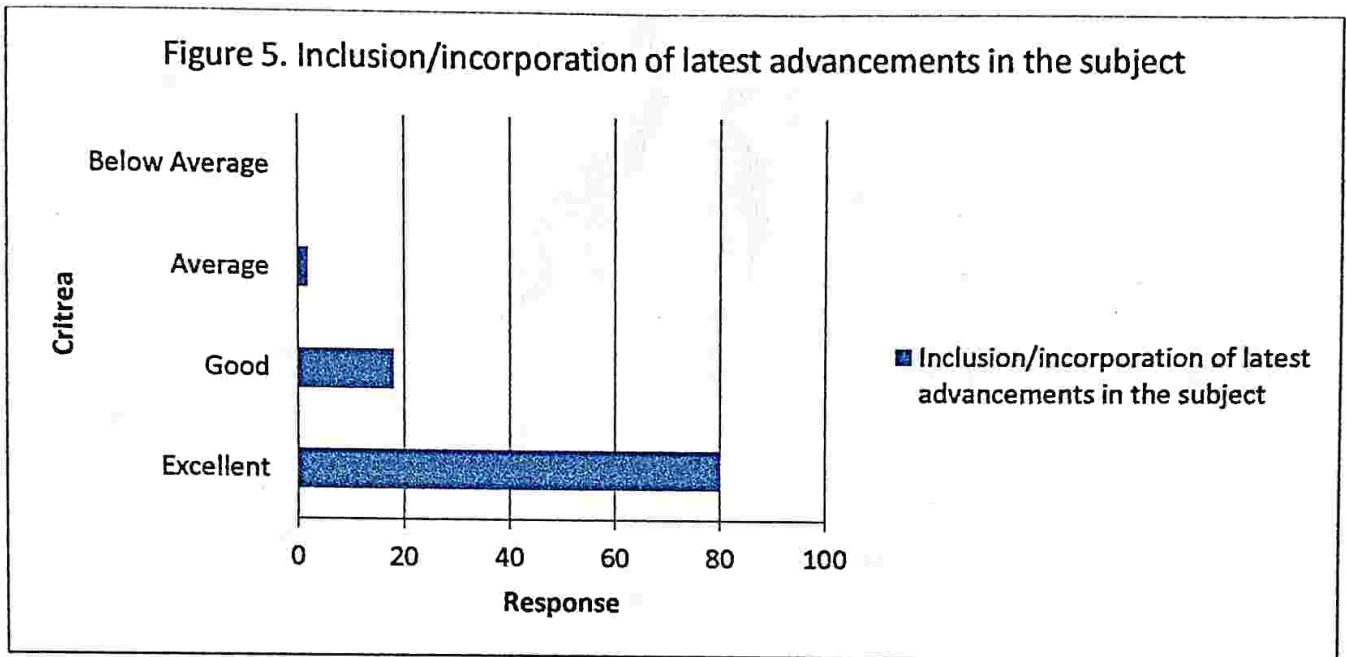


Figure 6 shows the response from the teacher's feedback analysis about the question of Difficulty level of course content. 70% of teachers agreed "Excellent" that Difficulty level of course content and 8% is agreed with average.

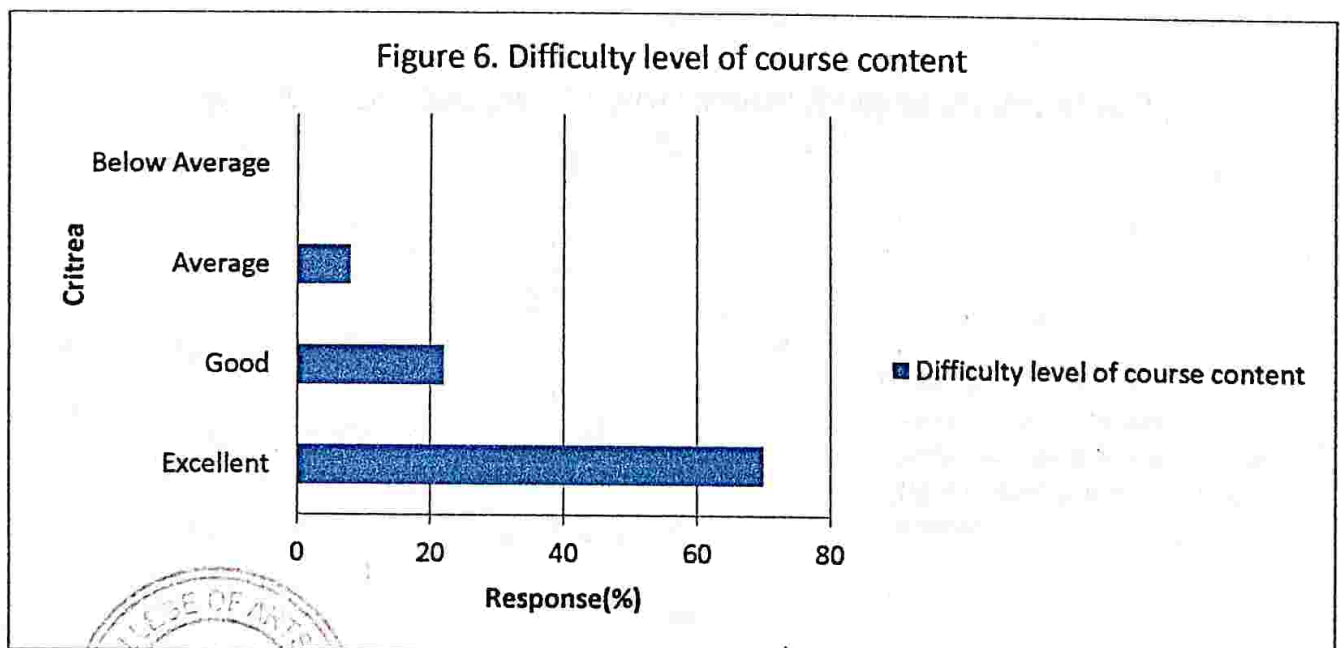


Figure 7 shows the response from the teacher's feedback analysis about the question of Optimization of course content. 81 % of teachers agreed "Excellent" that Optimization of course content and 2% is agreed with average.

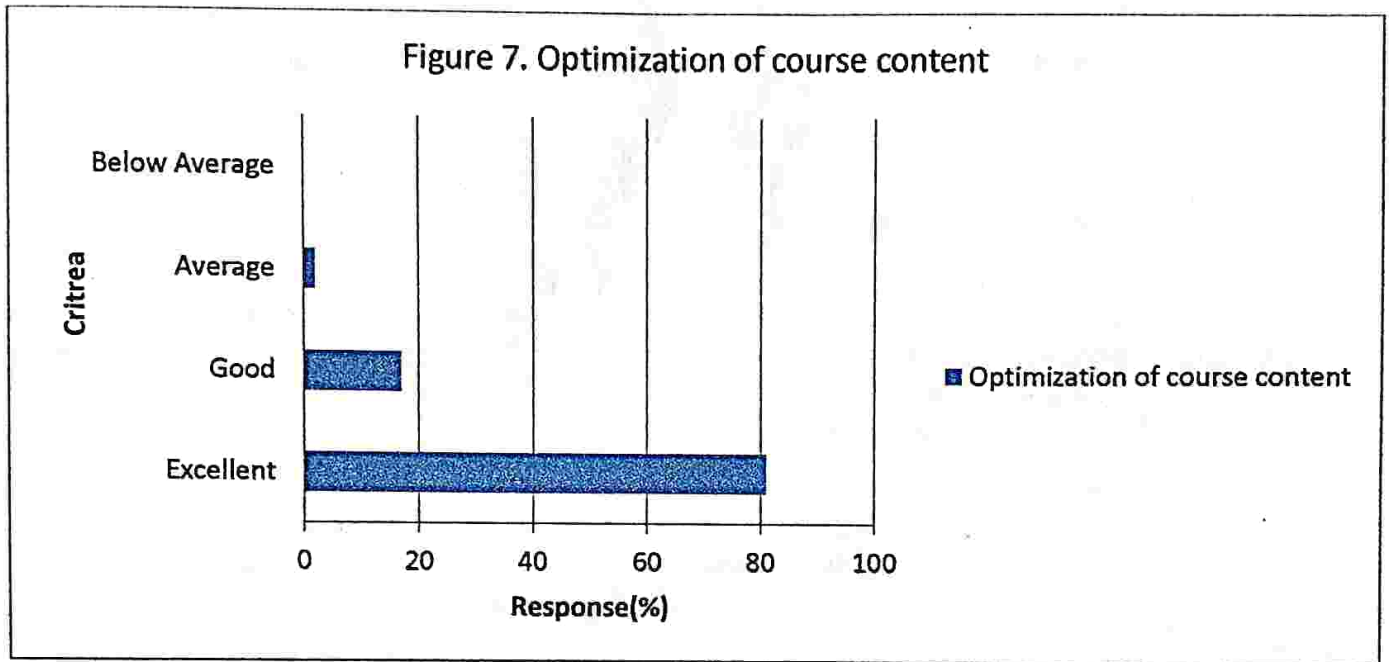


Figure 8 shows the response from the teacher's feedback analysis about the question of Mechanism used for development /revision of curriculum by BoS.60 % of teachers agreed "Excellent" that Mechanism used for development /revision of curriculum by BoS (e.g. feedback from educationalist, industry expert) and 20% is agreed with average.

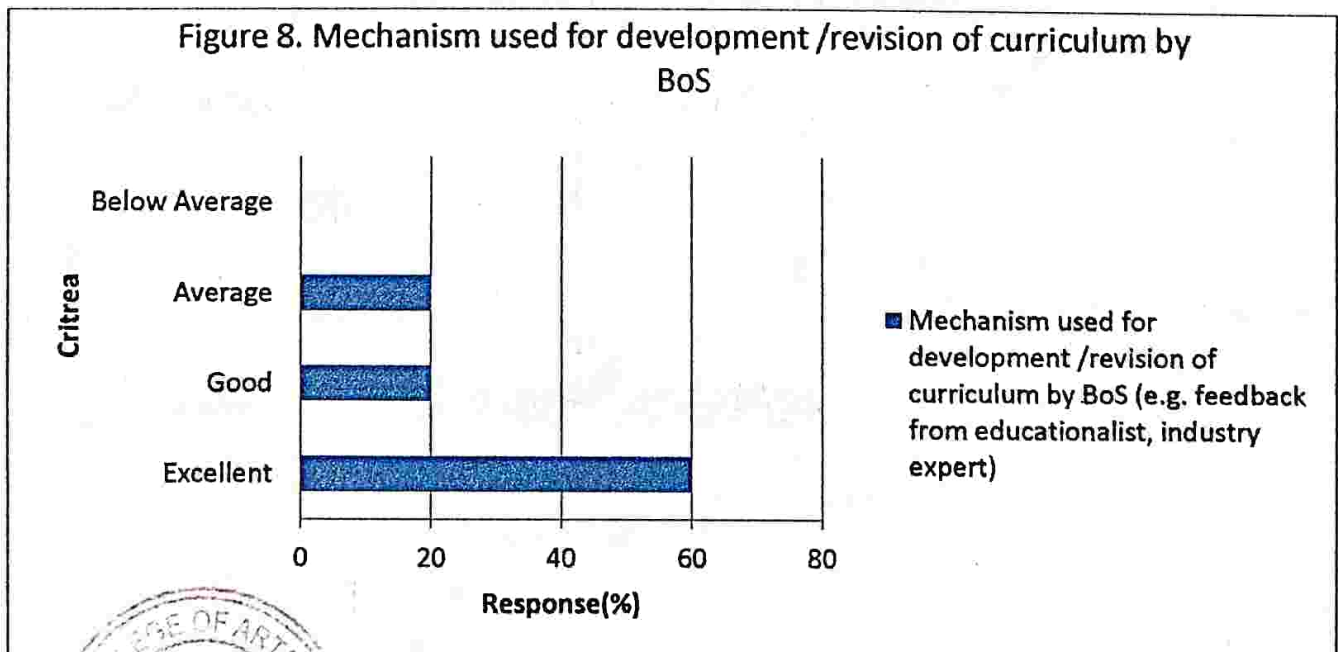


Figure 9 shows the response from the teacher's feedback analysis about the question of Relevance of learning objectives of the syllabus. 80% of teachers agreed "Excellent" that Relevance of learning objectives of the syllabus and 2% is agreed with average.

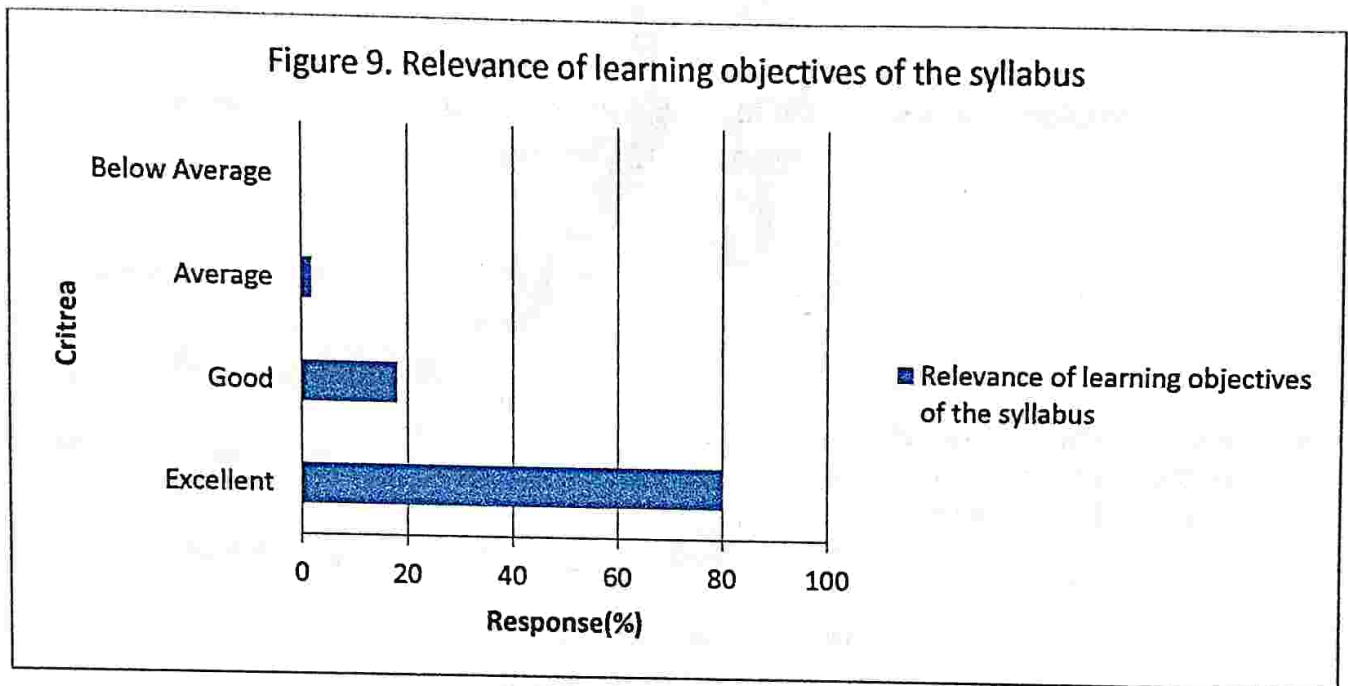


Figure 10 shows the response from the teacher's feedback analysis about the question of Relevance of Course outcomes. 75% of teachers agreed "Excellent" that Relevance of Course outcomes and 7% is agreed with average.

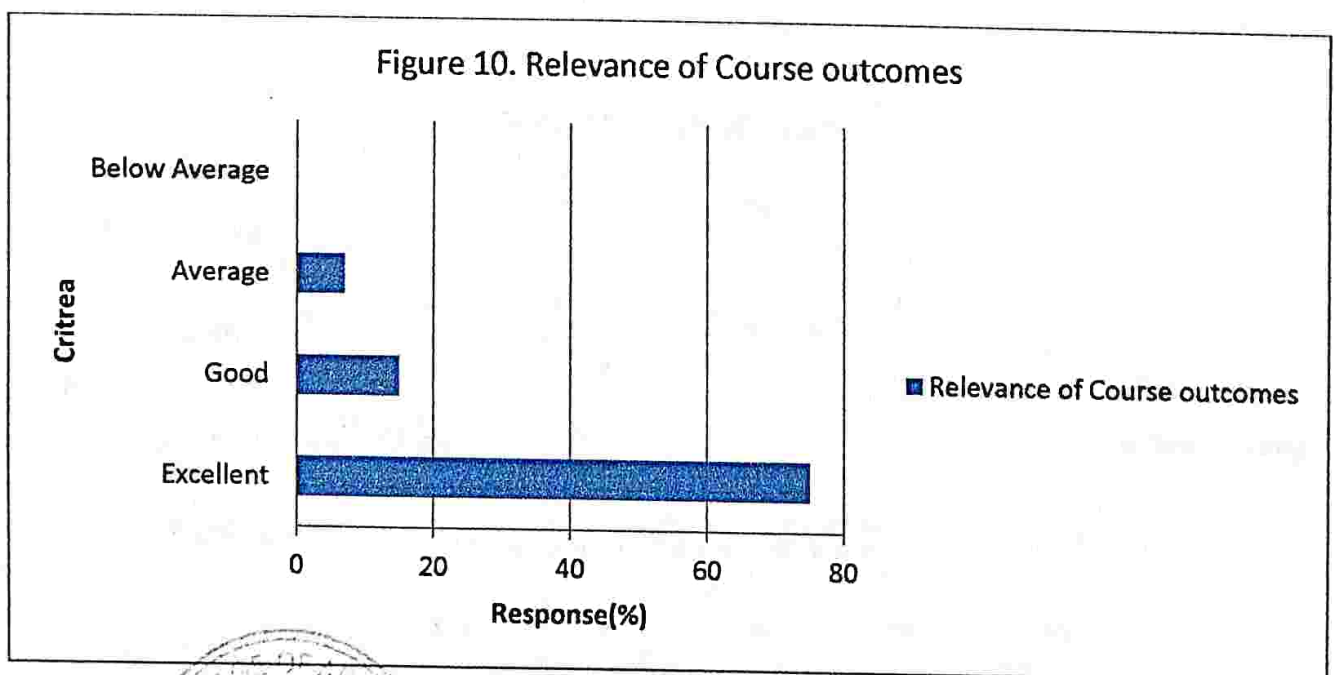


Figure 11 shows the response from the teacher's feedback analysis about the question of Quality, Clarity and relevance of textual reading / Reference material / Study material. 67% of teachers agreed "Excellent" that Quality, Clarity and relevance of textual reading / Reference material / Study material and 20% is agreed with average.

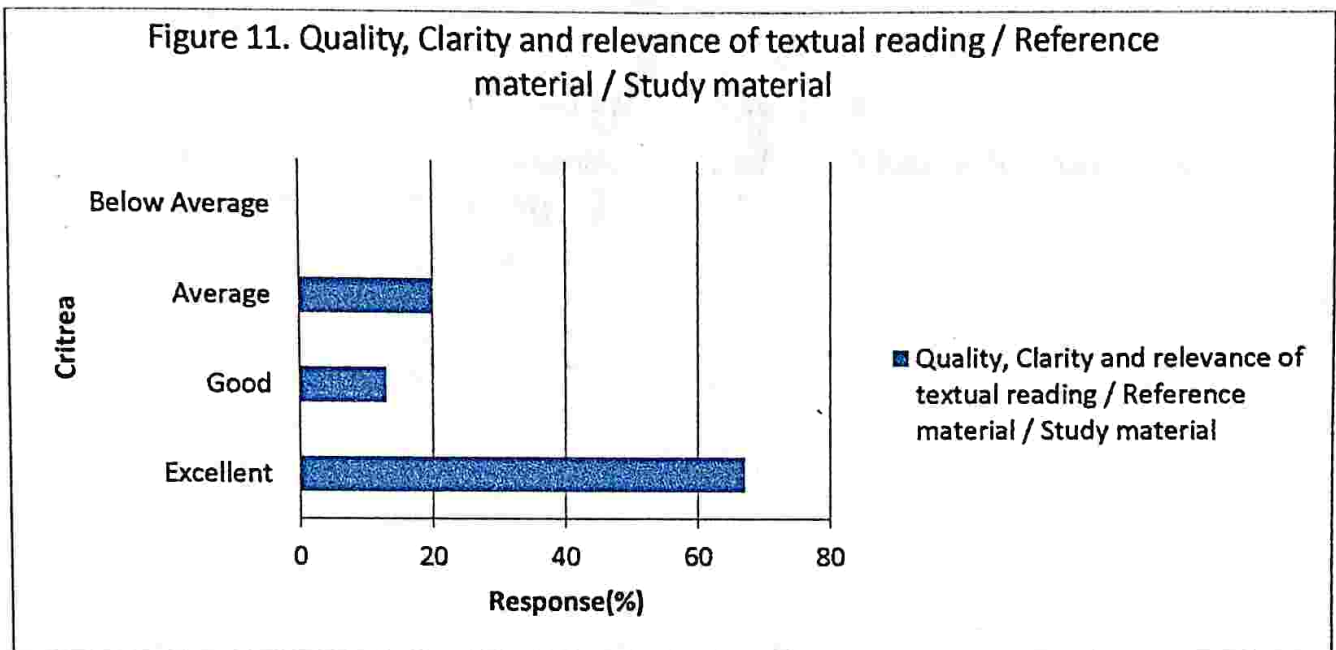

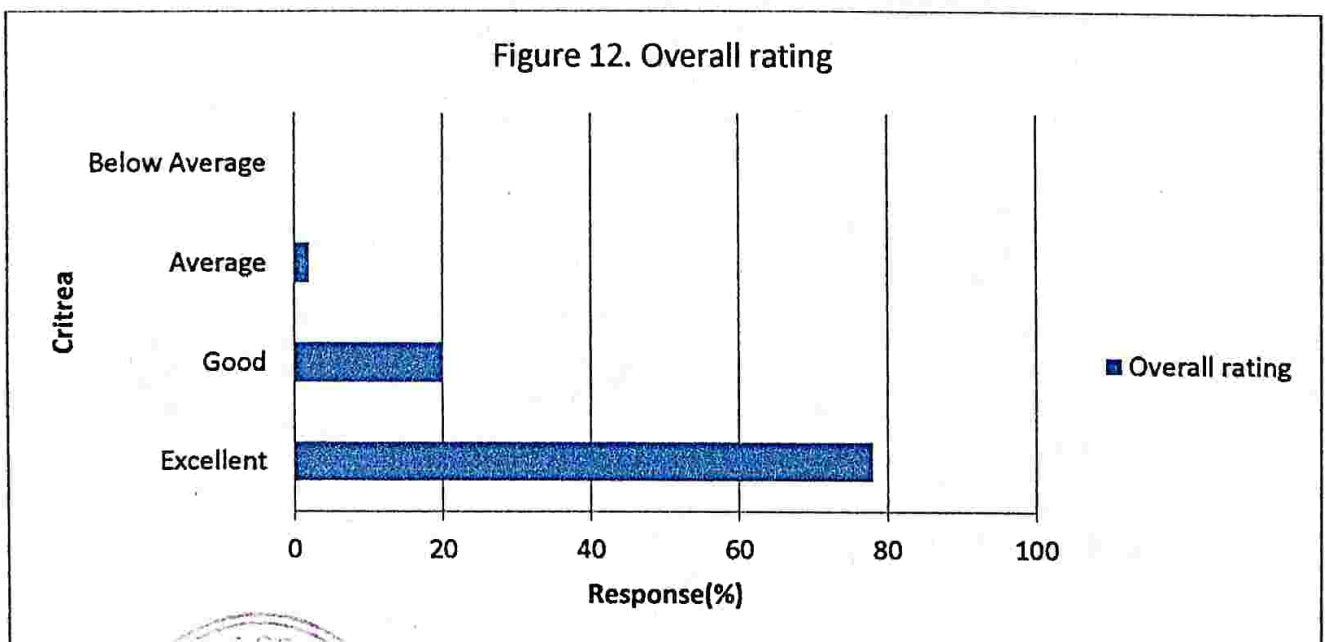


Figure 12 shows the response from the teacher's feedback analysis about the question of Overall rating. 78% of teachers agreed "Excellent" that Overall rating and 2% is agreed with average.



3. Conclusion and Recommendations:

The systematic appraisal and feedback processes is always ensure that all teachers receive adequate, professional autonomy, and can lead to improvements in the coverage of the syllabus. The overall rating in the teacher's feedback analysis on syllabus is a more effective one. The major recommendations are from the feedback analysis provides;

- Weightage given to practical and field work component
- Mechanism used for development /revision of curriculum by BoS (e.g. feedback from educationalist, industry expert)



A handwritten signature in blue ink, consisting of stylized initials and a surname, written over a horizontal line.

Principal
Nilgiri College of Arts & Science
Thaloor, Konnachal Post - 643 239
The Nilgiris - Tamilnadu



NILGIRI COLLEGE OF ARTS & SCIENCE

(Affiliated to Bharathiar University)

Internal Quality Assurance Cell (IQAC)

TEACHERS FEEDBACK ON SYLLABUS

Name of the Teacher		Department	English
Designation	Asst. Prof. English	Academic Year	2020 - 2021

Please provide your opinion by using "✓" marks.

Sl No	Parameters	Excellent	Good	Average	Below Average
1	Applicability/relevance to real life situations & local developmental need	✓			
2	Weightage given to Employability	✓			
3	Weightage given to practical and field work component		✓		
4	Depth of the course content		✓		
5	Inclusion/incorporation of latest advancements in the subject	✓			
6	Difficulty level of course content			✓	
7	Optimization of course content			✓	
8	Mechanism used for development /revision of curriculum by BoS (e.g. feedback from educationalist, industry expert)	✓			
9	Relevance of learning objectives of the syllabus	✓			
10	Relevance of Course outcomes	✓			
11	Quality, Clarity and relevance of textual reading / Reference material / Study material	✓			
12	Overall rating	✓			
13	Any other suggestions				

Date: 30/05/2021



M. M. S.
Principal
Nilgiri College of Arts & Science
Thaloor, Konnachal Post. 643 239
The Nilgiris - Tamil Nadu
Signature